




Pall Advanta™ Single-Cartridge Air/Gas Filter Housings



Description

Pall Advanta air/gas filter T-flow housings are designed for economical air, gas, and vent filtration and sterilization applications using a single open ended (SOE) AB sanitary style (10", 20", or 30") code 7 filter cartridge. Pall Advanta housings incorporate design features that meet stringent requirements of the pharmaceutical, biological and bio-processing industries.

- Air flow rates up to 600¹ scfm (1,020 Nm³/h) with a single Emflon® PFR or PFA filter installed - with very low pressure drop!
- Efficiency-designed single-element-housing does the job of some multi-element housings - and at lower cost!
- Quick connection coupling allows easy connection to a Palltronic® test instrument for integrity testing.
- 2" sanitary, butt weld, or flange connections standard (DIN also available).
- Interior surfaces are polished to 16 µin Ra for sanitary application.
- Code 7 fittings prevent filter dislodgement under back pressure.
- Integral drainage sump protects filters from condensate blockage.
- Manufacturing Quality System Certified to ISO 9000.

Specifications

Materials

- Housing: 316L stainless steel
- Gasket: Silicone (other polymers available)

Surface Finishes

- Interior polished to 16 µin Ra.
- Exterior: polished to 32 µin Ra.
- Interior and Exterior: Electropolished

Inlet and Outlet Connections

(See the part number table for a more complete description.)

Inlet / Outlet:

- 2" sanitary, butt weld, or flange

Vent/Drain:

(See the part number table for more complete descriptions and available combinations.)

- sanitary vent: non-rotating Stäubli*-compatible coupling with valve
- sanitary drain: non-rotating 3/8" (10 mm) hosetail with valve
- 1/4" butt weld
- 1/4" NPT

Dimensions (nominal)

See part number table for dimensions.

Filter Cartridges

Accepts one SOE AB Style 10" - 30" (254 - 762 mm)

AB style cartridge with Code 7 adapter

Configuration

- T-Type flow pattern

Housing Sealing Mechanism

- Stainless steel V-band clamp

Operating Conditions

Maximum Design and Operating

Pressure and Temperature:

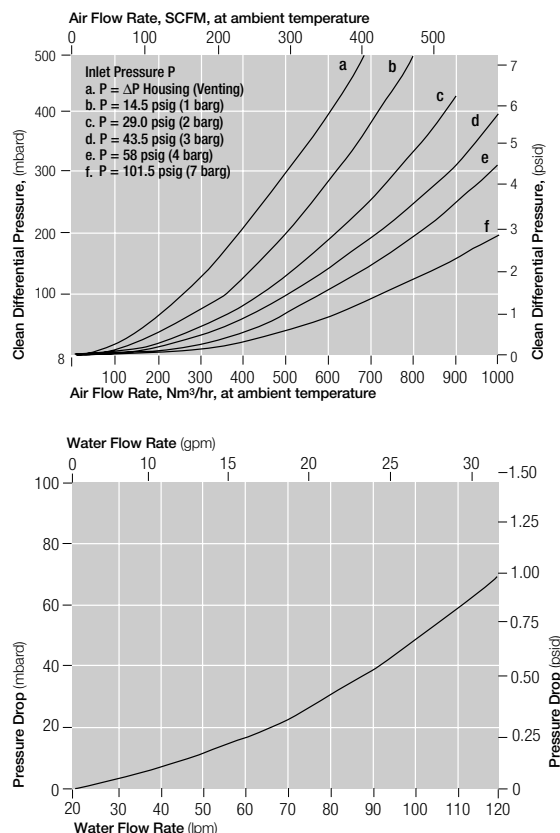
145 PSI (10 Bar)

284°F (140°C)

Sterilization

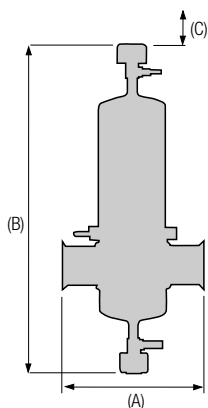
Steamable in situ and by autoclave

Pressure Drop vs. Flow Rate²



Part Numbers, Connection Styles and Dimensions (Nominal)

Part Number	Cart- ridge Height	Inlet and Outlet	Vent and Drain	Dim (A) Face to Face	Dim (B) Overall Height	Dim (C) Required Clearance	Weight (empty)
AGT11G34EEHA	10"	Eccentric butt weld sched 10s 2" NB 60.3 mm/ 2.37 in o.d. x 2.77 mm/ 0.109 in wall thick	Both butt weld, 1/4" NB sch 10s 13.7 mm/ 0.54 in o.d. 1.65 mm/ .065 in wall thick	240 mm 9.5 in	525 mm 20.7 in	340 mm 13.4 in	3.6 kg 7.8 lb
AGT11G31ABH4	10"	2" Sanitary clamp fitting to ISO 2852	Both sanitary valve ³	190 mm 7.5 in	591 mm 23.3 in	340 mm 13.4 in	3.8 kg 8.3 lb
AGT11G31CDH4	10"	2" Sanitary clamp fitting to ISO 2852	Vent 1/2" sanitary gage port with sidefitted sanitary valve. ³ Drain 1/2" sanitary flange	190 mm 7.5 in	550 mm 21.7 in	340 mm 13.4 in	4.0 kg 8.7 lb
AGT11G33FFH4	10"	2" ANSI Flange	Both 1/4" NPT	222 mm 8.7 in	480 mm 18.9 in	340 mm 13.4 in	7.9 kg 17.4 lb
AGT12G34EEH4	20"	Eccentric butt weld sched 10s 2" NB 60.3 mm/ 2.37 in o.d. x 2.77 mm/ 0.109 in wall thick	Both butt weld, 1/4" NB sch 10s 13.7 mm/0.54 in o.d. 1.65 mm/.065 in wall thick	240 mm 9.5 in	775 mm 30.5 in	590 mm 23.2 in	4.4 kg 9.7 lb
AGT12G31ABH4	20"	2" Sanitary clamp fitting to ISO 2852	Both sanitary valve ³	190 mm 7.5 in	842 mm 33.1 in	590 mm 23.2 in	4.6 kg 10.1 lb
AGT12G31CDH4	20"	2" Sanitary clamp fitting to ISO 2852	Vent 1/2" sanitary gage port with sidefitted sanitary valve. ³ Drain 1/2" sanitary flange	190 mm 7.5 in	801 mm 31.5 in	590 mm 23.2 in	4.8 kg 10.6 lb
AGT12G33FFH4	20"	2" ANSI Flange	Both 1/4" NPT	222 mm 8.7 in	731 mm 28.8 in	590 mm 23.2 in	8.8 kg 19.3 lb
AGT13G34EEH4	30"	Eccentric butt weld sched 10s 2" NB 60.3 mm/ 2.37 in o.d. x 2.77 mm/ 0.109 in wall thick	Both butt weld, 1/4" NB sch 10s 13.7 mm/0.54 in o.d. 1.65 mm/.065 in wall thick	240 mm 9.5 in	1051 mm 41.4 in	840 mm 33.1 in	5.3 kg 11.6 lb
AGT13G31ABH4	30"	2" Sanitary clamp fitting to ISO 2852	Both sanitary valve ³	190 mm 7.5 in	1117 mm 44.0 in	840 mm 33.1 in	5.5 kg 12.0 lb
AGT13G31CDH4	30"	2" Sanitary clamp fitting to ISO 2852	Vent 1/2" sanitary gage port with sidefitted sanitary valve. ³ Drain 1/2" sanitary flange	190 mm 7.5 in	1076 mm 42.4 in	840 mm 33.1 in	5.7 kg 12.4 lb
AGT13G33FFH4	30"	2" ANSI Flange	Both 1/4" NPT	222 mm 8.7 in	1006 mm 39.6 in	840 mm 33.1 in	9.6 kg 21.2 lb



1. Maximum achievable flow depends on system parameters, including pressure.
2. Empty housings, including cartridge core loss factors; air at 68°F (20°C). Cartridge pressure drop values can be obtained in the Pall BioPharmaceuticals catalogue. For complete assembly including AB style filter cartridges, add housing and cartridge media pressure drop values. For other gases and temperatures, please contact your local Pall distributor.
3. Sanitary vent valve has non-rotating Stäubli* - compatible coupling. Sanitary drain valve has a non-rotating 3/8" (10 mm) i.d. hose connection.

* Stäubli is a trademark of Stäubli International AG

Specifications and availability:

The information provided is a guide to the part number structure and possible options. Product availability may be subject to change without notice. All specifications are nominal. Elements not supplied with housings. This literature was reviewed for accuracy at the time of publication. For current information on the products and test methodologies, consult your local Pall distributor.



BioPharmaceuticals

2200 Northern Boulevard
East Hills, New York 11548-1289

800.717.7255 toll free
516.484.5400 phone
516.625.3610 fax
pharmafilter@pall.com e-mail